



CertainTeed


Protecting Your Home From Ice Dams

Homeowner's Guide

CertainTeed
SAINT-GOBAIN

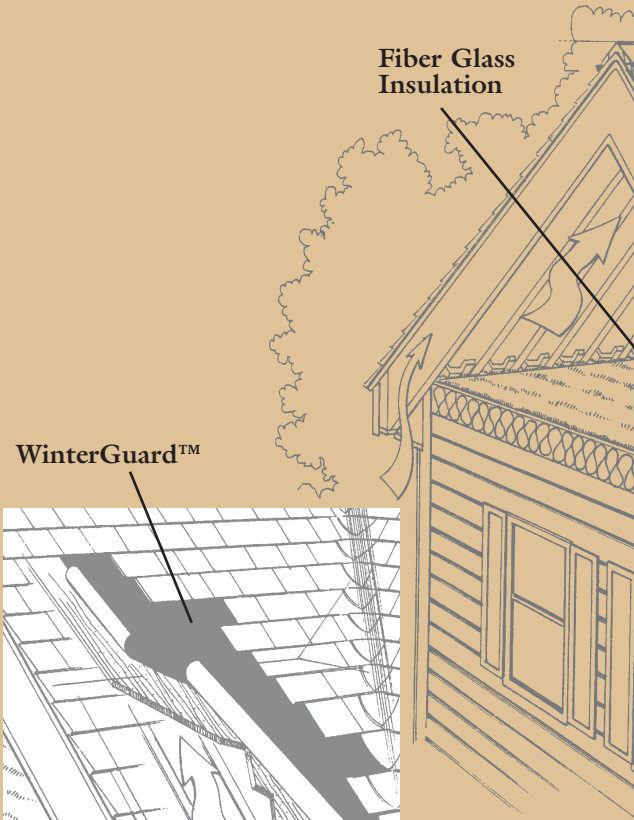
What Are Ice Dams?

Ice dams are formed when heat from the inside of a home escapes into the attic and warms the roof decking during the winter. This heat, combined with heat from the sun, can melt snow on the roof. Melting snow on the upper roof and in the valleys then runs down toward the eaves as water. When it reaches the cold eaves and gutters it refreezes. The continual thaw and re-freeze process creates ice dams. The result is water backing up under the roof shingles or behind fascia boards where it can soak through the roof decking or wall sheathing, causing damage to attics, ceilings and walls.

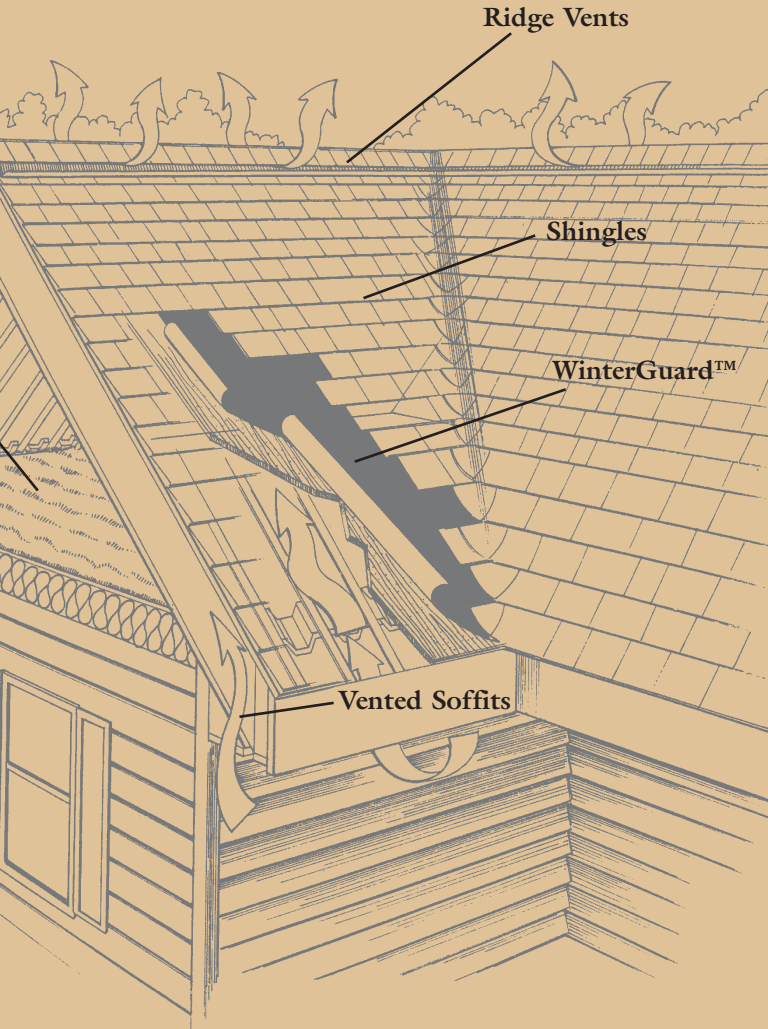


Ice Dam Defense

There are three ways to defend against the damage ice dams cause: insulation, ventilation and water-proofing shingle underlayment. All three work together. Insulation keeps heat from escaping from your home's living space into your attic. Ventilation removes the heat and helps keep the roof deck evenly cool to help prevent snow from melting on the roof. Finally, waterproofing shingle underlayment, such as WinterGuard™, is laid across the roof before roof shingles are applied. WinterGuard is warranted against leaks from dams that do form on the roof.



With existing roofs, waterproofing shingle underlayment is only an option if you remove the existing shingles or are building a new addition. Regardless, increasing the insulation R-value in the attic is always possible and ventilation can usually be added to your attic easily.

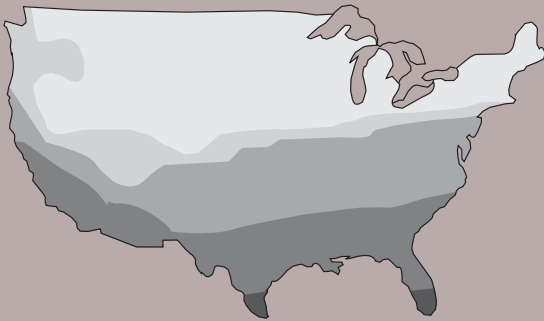


Insulation

An attic insulated to today's energy standards with fiber glass insulation minimizes heat escape through the ceiling, virtually eliminating the possibility of snow melting and refreezing at the base of the roof.

If your home was built before 1980, chances are it needs more attic insulation. The amount of insulation your house should have will vary depending on where you live, how your house is built and many other factors including your lifestyle. Insulation levels are recommended by geographic zones and are stated in R-values. R-value is the resistance to heat flow of a material. The higher the R-value, the greater the insulating power.

The following map and chart indicate recommended levels of insulation by geographic area.



	Ceiling Insulation R-value	Wall Insulation R-value	Floor Insulation R-value
1	R-49	R-19	R-25
2	R-38	R-19	R-19
3	R-38	R-19	R-13
4	R-30	R-19	R-11
5	R-19	R-11	R-11

R-values on the chart represent CertainTeed recommendations for meeting today's energy standards. Department of Energy thermal recommendations and the Council of American Building Officials Model Energy Code provide the basis for CertainTeed's insulation recommendations.

Ventilation

The second thing to look for in your attic is the amount of ventilation that you have. It is important to have ventilation in the attic so any heat lost from the interior of the home is drawn up and out of the attic. Adequate attic ventilation will help the roof deck stay cool. Another benefit of having your attic ventilated is that it allows for moisture that rises into the attic from things such as bathing, cooking and the laundry to escape. Unchecked moisture can promote mold, mildew, and wood rot.

There are two common ways to ensure that excess moisture or heat can escape to the outside. One way is to use a power or mechanical ventilation system. The other way is through a natural, or static, ventilation system. A power ventilator is an electric powered fan installed at the roof or gable that runs by a thermostat or humidistat when the attic needs ventilation. Natural or static ventilation systems consist of simple vent or covered openings in your attic. These are typically ridge vents, gable, eave, or roof vents. Many ventilation experts agree that externally baffled ridge vents combined with vented soffits are a very effective method for ventilating an attic.

Where older construction doesn't permit ridge and soffit ventilation, powered fans can be a good alternative.

A properly designed ventilation system must have both intake vents in the soffit or in the eaves at the lower part of the attic, as well as exhaust ventilation, such as ridge vents, high in the attic at or near the ridge.

Cooler, dryer outside air typically enters through eave vents near the attic floor, forcing existing moisture-laden or heated air out through vents placed high on the roof or gable.

By ensuring proper insulation and ventilation, you will run less risk of the formation of ice dams, and you will substantially reduce the likelihood of damaging your attic components.

Waterproofing Underlayment

If you are building a new home, or reroofing an older home, you should also insist that waterproofing shingle underlayment be installed before your roof shingles are applied. As mentioned earlier, it is completely resistant to water and, as such, is a critical last line of defense against leaks, preventing backed up water from getting into your home wherever it is applied.

CertainTeed WinterGuard™ is warranted to prevent water penetration for the warranted life of the

The logo for WinterGuard, featuring the word "WinterGuard" in a bold, sans-serif font. "Winter" is in a dark blue color and "Guard" is in a light beige color. A small "TM" trademark symbol is located to the right of "Guard". The text is set against a dark blue rectangular background.

new asphalt shingles applied over it (up to a maximum

of 50 years). While shingle underlayment does not prevent the formation of ice dams, it will prevent backed up water from getting into the house. Discuss shingle underlayment placement with your builder or contractor. However, as a guide, CertainTeed recommends that it be applied:

- Under metal flashing and counter flashing at roof penetrations, sidewalls, etc.
- In areas where roof pitches change, in valleys and around chimneys.
- Along the eaves and at short cornice projections.

Special Cases

Many new homes feature cathedral or vaulted-ceiling roofs and skylights. Both present special cases for insulation that CertainTeed recommends you discuss carefully with your builder or contractor. Insulation manufacturers like CertainTeed have created high-performance fiber glass batts that are designed specifically for cathedral ceilings to provide higher R-values per inch than standard fiber glass batts.

In the case of skylights, quality workmanship and attention to detail are important in preventing ice dams and condensation which often lead to leaks. To avoid problems, make sure your builder or contractor properly insulates around the skylight and uses a moisture retarder to prevent condensation. In addition, applying waterproofing shingle underlayment around the skylight opening is recommended.

Warranty

All shingle manufacturers exclude from warranty coverage leaks caused by water backup behind ice dams, which can form on the eaves of the roof. These leaks can be easily prevented. Proper ventilation will minimize the chances of ice dam formation, and WinterGuard™ waterproofing shingle underlayment, properly installed, will prevent leaks in spite of ice dam formation and will also prevent leaks from wind-driven rain.



Easy selection.
Long-term protection.
And a #1 rating with building
and remodeling professionals.

What's behind our #1 rating?

Builders and remodelers across America know certain things to be true of CertainTeed. For starters, we've been in the roofing business for over 100 years, and we have thousands of satisfied homeowners. The process of building that satisfaction begins the moment you turn to us.

CertainTeed offers you the broadest range of color and style choices. But you'll see it's not style over substance. You'll get a roof that's made from the highest quality materials and backed by a strong warranty program. It's our promise to you: quality made certain, satisfaction guaranteed.

You've got questions? For answers, or to find the professional contractor nearest you, call our Consumer Hotline at 800-782-8777.

ASK ABOUT ALL OF OUR OTHER CERTAINTEED PRODUCTS AND SYSTEMS:

ROOFING • SIDING • TRIM • WINDOWS • DECKING • RAILING • FENCE
INSULATION • GYPSUM • CEILINGS • FOUNDATIONS • PIPE

CertainTeed Corporation
P.O. Box 860
Valley Forge, PA 19482

Professional: 800-233-8990
Consumer: 800-782-8777
www.certainteed.com
<http://blog.certainteed.com>

Code No. 20-20-1697 © 1/11 CertainTeed Corporation, Printed in U.S.A.

